



---

***The Convenience of Mobile and  
DTH Recharge Online:  
Everything You Need to Know***


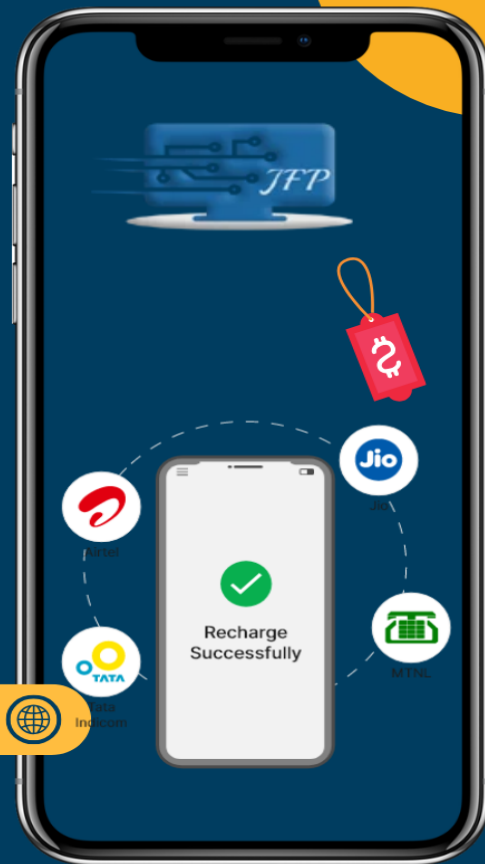
---



## ONLINE RECHARGE AND BILL PAYMENT

Say goodbye to the hassle of managing multiple bills and recharges. JustForPay makes it easy and convenient!

[www.justforpay.co.in](http://www.justforpay.co.in)



In today's fast-paced digital world, convenience is key, and online services have transformed the way we manage everyday tasks. One of the most important aspects of modern life is staying connected through mobile phones and enjoying entertainment through Direct-To-Home (DTH) services. Thankfully, the advent of online recharge platforms has made it easier than ever to keep your mobile and DTH services running smoothly with just a few clicks.

In this blog, we'll explore how mobile and DTH recharge online can save you time and effort, the benefits of using these services, and how to make the most out of your recharges.

## **Why Opt for Online Recharge?**

Gone are the days when you had to visit a physical store or wait in long queues to top up your mobile or DTH balance. Here are some reasons why online recharge is the go-to choice for millions of users:

### **1. Convenience at Your Fingertips**

The beauty of online recharge is that it allows you to top up your mobile and DTH accounts anytime, anywhere. Whether you're at home, in the office, or traveling, you can recharge using your smartphone or computer without any hassle. With just a few simple steps, your balance will be refreshed in no time.

### **2. Multiple Payment Options**

Online recharge platforms support a variety of payment options, making the process seamless. You can pay through debit/credit cards, net banking, mobile wallets (like Paytm, Google Pay, PhonePe), UPI, or even cash on delivery for some services. This flexibility ensures that you can choose a payment method that works best for you.

### **3. Instant Recharge**

One of the standout benefits of online recharges is the instant service. No more waiting around for hours or days to get your recharge updated. Once you make the payment, your mobile or DTH balance is instantly updated, meaning you can continue enjoying uninterrupted service.

### **4. Attractive Discounts and Offers**

Many online recharge platforms offer exclusive discounts, cashback offers, and promotional deals for their users. These offers can help you save money on your mobile and DTH recharges, making the process even more rewarding.

### **5. Easy Access to Recharge History**


Most online recharge platforms allow you to track your recharge history, so you can keep an eye on your past transactions. This feature is helpful for budgeting your monthly expenses and ensuring you're not overspending.



## How to Recharge Your Mobile Online

Recharging your mobile online is a straightforward process. Here's a step-by-step guide:

- 1. Choose a Trusted Recharge Platform:**  
Start by visiting a reliable recharge website or mobile app. Popular platforms include Paytm, Freecharge, Google Pay, and the official websites/apps of telecom providers like Airtel, Vodafone Idea, Jio, etc.
- 2. Select the Mobile Network:**  
Once you're on the platform, select your mobile network operator (Airtel, Jio, Vodafone Idea, BSNL, etc.).
- 3. Enter the Mobile Number:**  
Enter the phone number you want to recharge.
- 4. Choose a Plan:**  
Select the type of plan you wish to purchase—whether it's a prepaid recharge, post-paid bill payment, data pack, talk-time recharge, or international roaming. You can also filter plans based on validity, data, talk-time, etc.
- 5. Make the Payment:**  
After selecting the plan, proceed to payment. Choose your preferred payment method and complete the transaction.
- 6. Confirmation and Recharge:**  
Once the payment is successful, you'll receive an instant confirmation, and your mobile account will be recharged immediately.



## How to Recharge Your DTH Online

Just like mobile recharges, DTH recharges can be done online, allowing you to enjoy your favourite TV shows and movies without interruption. Here's how to recharge your DTH service online:

- 1. Choose Your DTH Operator:**  
Whether you're using Tata Sky, Dish TV, Airtel Digital TV, Sun Direct, or any other provider, select your DTH operator on the recharge platform.
- 2. Enter the Customer ID/Registered Mobile Number:**  
To identify your account, enter the customer ID or the mobile number registered with your DTH provider.
- 3. Select Your Plan or Package:**  
Choose from available recharge plans, including monthly subscription packages, pay-per-view options, or add-on packs for sports, movies, or regional channels.
- 4. Make the Payment:**  
Choose your preferred payment method (debit card, credit card, wallet, UPI, etc.) and complete the payment process.
- 5. Instant Recharge:**  
Once the payment is processed, your DTH account will be instantly credited, and you can continue enjoying uninterrupted TV viewing.



## **Benefits of Online Recharge for DTH Services**

While mobile recharge online is widely popular, DTH recharge services come with their own set of advantages:

### **1. Flexibility in Choosing Plans**

Online recharge platforms often provide a wide array of DTH packages, catering to every type of viewer. From basic packages to premium HD and 4K options, you can choose the plan that best fits your needs and budget.

### **2. No Interruptions**

Recharging your DTH service online ensures that you won't experience any interruptions in your viewing experience. Whether you're in the middle of watching a movie or your favourite TV show, you can quickly recharge without worrying about missing out.

### **3. Customization**

Many online recharge services offer flexibility in customizing your recharge. You can select specific channel packs, adjust the subscription duration, and even opt for seasonal offers.

### **4. Easy Management**

You can easily track your DTH recharges, view past payments, and even manage your subscription directly through the online platform.

## Tips for Smart Mobile & DTH Recharge

To maximize your recharge experience, here are some helpful tips:

- **Compare Plans:** Before committing to a recharge, compare different plans and offers from various operators to get the best value for your money.
- **Auto-Renewal:** Many recharge platforms offer auto-renewal options for mobile and DTH plans. If you're someone who regularly recharges, this feature can save you time.
- **Keep Track of Expiry Dates:** Always keep an eye on the validity of your recharge. You can set reminders to recharge before your plan expires.
- **Use Cashback Offers:** Take advantage of cashback offers or rewards points to get discounts on future recharges.
- **Explore Bundled Offers:** Some mobile networks and DTH operators offer bundled offers that include data, voice minutes, and entertainment content. These can provide excellent value.

## Final Thoughts

Mobile and DTH recharge online has revolutionized the way we manage our digital services. With easy access, multiple payment options, and the convenience of instant recharges, online platforms ensure that you never run out of talk time or entertainment. Whether you're topping up your mobile balance or recharging your DTH subscription, online recharge services are the way forward for a hassle-free, efficient experience.

So, if you haven't already, make the switch to online recharge today and enjoy uninterrupted mobile service and entertainment, right at your fingertips!

Call Us: +91-8076094950

Website: <https://www.justforpay.co.in>